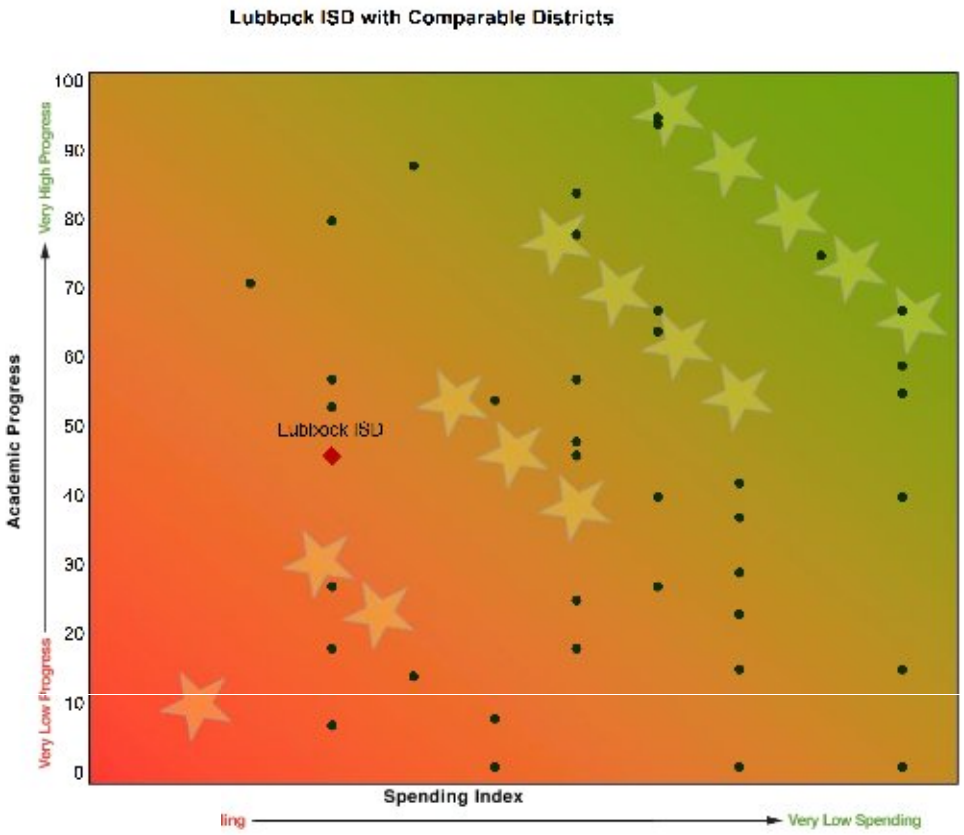
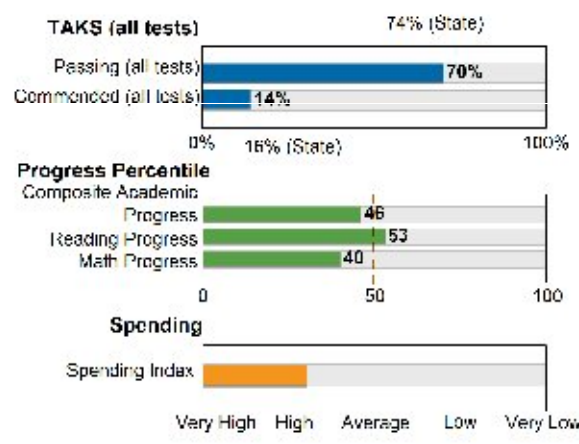


<b>Lubbock ISD</b>	<b>FAST Rating</b> ★★★★☆
<b>Total Enrollment</b>	28,122
<b>Passing TAKS</b>	70%
<b>Composite Academic Progress Percentile</b>	46 <small>as much or more progress than 46% of Texas school districts</small>
<b>Reading Progress Percentile</b>	53 <small>as much or more progress than 53% of Texas school districts</small>
<b>Math Progress Percentile</b>	40 <small>as much or more progress than 40% of Texas school districts</small>
<b>Cost Adjusted Spending Per Pupil</b>	\$8,217
<b>Spending Index</b>	High
<b>Accountability Rating</b>	Academically Acceptable



Show FAST Peers by Star Rating:



The above chart shows the district position on spending and progress in relation to the district's fiscal peer group. Districts in the top right corner of the chart have the highest relative academic progress and the lowest relative spending. Districts in the bottom left corner have the lowest relative academic progress and the highest relative spending. The ideal position is the five-star rating area in the upper right.

Academic Progress, Cost Adjusted Spending and Spending Index measures are three year averages through 2008-2009. Other financial data is from 2007-2008. All other data is 2008-09. Financial data will be updated when TEA releases more recent financial data.

The primary purpose of district and campus comparisons on this site is for self-improvement. Care should be taken when comparing data from different districts and/or campuses, since certain comparisons may not yield meaningful results.

**Lubbock ISD**

**FAST Rating**



**Spending Index**

High

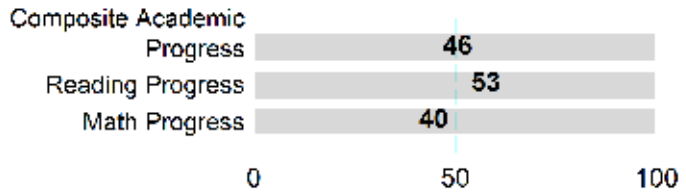
**FAST Progress**

	Score	Percentile
Composite Academic	○	46
Reading	○	53
Math	○	40

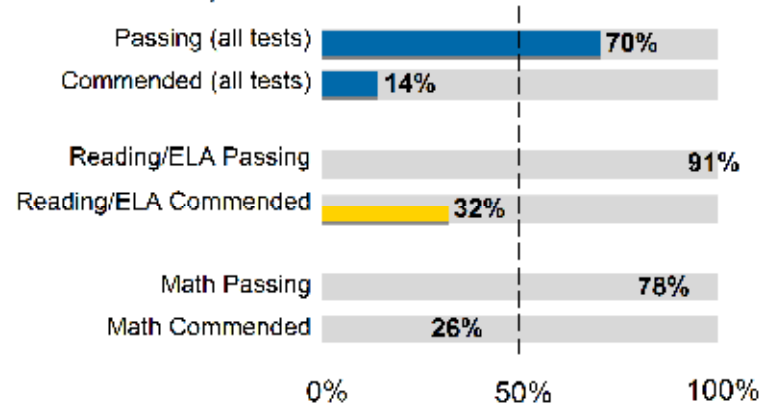
**TAKS Scores**

Subject	Passing	Commended
All Tests	70.0%	14.0%
Reading/ELA	91.0%	32.0%
Math	78.0%	26.0%
Writing	93.0%	33.0%
Science	74.0%	25.0%
Social Studies	92.0%	43.0%

**Progress Percentile**



**TAKS, All tests**



The primary purpose of district and campus comparisons on this site is for self-improvement. Care should be taken when comparing data from different districts and/or campuses, since certain comparisons may not yield meaningful results.

## Lubbock ISD - Dropout and Completion Rates

Annual Dropout (grades 7-8)	0.4%
Annual Dropout (grades 9-12)	3.5%
Annual Dropout (grades 7-12)	2.4%
Annual Dropout (4 Year)	9.1%
Completion Rate I	90.3%
Completion Rate II	90.9%

*The primary purpose of district and campus comparisons on this site is for self-improvement. Care should be taken when comparing data from different districts and/or campuses, since certain comparisons may not yield meaningful results.*

## Lubbock ISD - TAKS Scores

<b>Subject</b>	<b>Passing</b>	<b>Commended</b>
All Tests	70.0%	14.0%
Math	78.0%	26.0%
Reading/ELA	91.0%	32.0%
Writing	93.0%	33.0%
Science	74.0%	25.0%
Social Studies	92.0%	43.0%

*The primary purpose of district and campus comparisons on this site is for self-improvement. Care should be taken when comparing data from different districts and/or campuses, since certain comparisons may not yield meaningful results.*

- [Home](#)
- [Overview](#)
- [Background](#)
- [Findings](#)
- [Run a Report](#)
- [Smart Practices](#)
- [Recommendations](#)
  - [Help](#)
- View Reports by:
  - [District](#)
  - [Campus](#)
- [Select Campus](#)
- [Campus Profiles](#)
  - [Academics](#)
  - [Financial](#)
- [Demographics](#)
- [Select Criteria](#)
  - [State](#)
  - [Region](#)
- [Downloads](#)
- Help
- [FAST Indicators](#)
  - [Glossary](#)
  - [Questions?](#)
  - [Feedback](#)

## Campus Overview

**Please note:** The reporting tool will time out after 15 minutes of inactivity. Click on a tab or otherwise interact with the tool regularly to reset the 15-minute timer.

- [Overview](#)
- [Academics](#)
- [Financial](#)
- [Demographics](#)

Profiles provide both a high-level overview and detailed data, including three unique indicators developed for the FAST project: the Overall FAST Rating, Composite Progress and Spending Index. [Learn more about these indicators.](#)

Hide or show additional data

Search:

Campus Name	Enrollment (total students)	FAST Rating	Spending Index	Accountability Rating	District Name	Campus Type	TAKS Passing	Composite Progress Rating	Composite Academic Progress Percentile	Adjusted Campus Spending per Pupil	Total Operating Expenditures
<a href="#">ALDERSON MIDDLE SCHOOL</a>	361	★☆☆☆☆	Very High	Academically Unacceptable	<a href="#">LUBBOCK ISD</a>	Middle	44.0%	●	15	\$9,502	\$9,612
<a href="#">ARNETT ELEMENTARY SCHOOL</a>	159	★☆☆☆☆	Very High	Recognized	<a href="#">LUBBOCK ISD</a>	Elementary	60.0%	●	21	\$8,618	\$8,423
<a href="#">ATKINS MIDDLE SCHOOL</a>	481	★☆☆☆☆	High	Academically Acceptable	<a href="#">LUBBOCK ISD</a>	Middle	59.0%	●	7	\$7,110	\$7,205
<a href="#">BALLENGER EARLY CHILDHOOD CENTER</a>	264	**	High	Not Rated	<a href="#">LUBBOCK ISD</a>	Elementary	N/A	N/A	**	\$7,860	\$7,506
<a href="#">BAYLESS ELEMENTARY SCHOOL</a>	523	★☆☆☆☆	High	Recognized	<a href="#">LUBBOCK ISD</a>	Elementary	69.0%	●	60	\$6,074	\$6,065
<a href="#">BEAN ELEMENTARY SCHOOL</a>	432	★☆☆☆☆	High	Recognized	<a href="#">LUBBOCK ISD</a>	Elementary	73.0%	●	29	\$6,869	\$7,122

Campus Name	Enrollment (total students)	FAST Rating	Spending Index	Accountability Rating	District Name	Campus Type	TAKS Passing	Composite Progress Rating	Composite Academic Progress Percentile	Adjusted Campus Spending per Pupil	Total Operating Expenditures
<a href="#">BOWIE ELEMENTARY SCHOOL</a>	241	★★★★☆	High	Exemplary	<a href="#">LUBBOCK ISD</a>	Elementary	83.0%		72	\$6,486	\$6,682
<a href="#">BOZEMAN ELEMENTARY SCHOOL</a>	320	★★★★☆	Very High	Academically Acceptable	<a href="#">LUBBOCK ISD</a>	Elementary	52.0%		6	\$7,322	\$7,412
<a href="#">BROWN ELEMENTARY SCHOOL</a>	460	★★★★☆	High	Recognized	<a href="#">LUBBOCK ISD</a>	Elementary	71.0%		48	\$6,078	\$5,865
<a href="#">CAVAZOS MIDDLE SCHOOL</a>	563	★★★★☆	High	Academically Acceptable	<a href="#">LUBBOCK ISD</a>	Middle	64.0%		4	\$6,790	\$6,874
<a href="#">CENTENNIAL ELEMENTARY SCHOOL</a>	498	**	**	Exemplary	<a href="#">LUBBOCK ISD</a>	Elementary	78.0%	N/A	**	**	\$5,208
<a href="#">CORONADO HIGH SCHOOL</a>	2,162	★★★★☆	Average	Academically Acceptable	<a href="#">LUBBOCK ISD</a>	Secondary	69.0%		28	\$4,916	\$5,259
<a href="#">DUNBAR MIDDLE SCHOOL</a>	429	★★★★☆	Very High	Academically Unacceptable	<a href="#">LUBBOCK ISD</a>	Middle	50.0%		4	\$7,776	\$7,587
<a href="#">DUPRE ELEMENTARY SCHOOL</a>	226	★★★★☆	Very High	Recognized	<a href="#">LUBBOCK ISD</a>	Elementary	50.0%		11	\$7,991	\$7,351
<a href="#">ESTACADO HIGH SCHOOL</a>	831	★★★★☆	Very High	Academically Acceptable	<a href="#">LUBBOCK ISD</a>	Secondary	37.0%		13	\$8,405	\$8,773
<a href="#">EVANS MIDDLE SCHOOL</a>	810	★★★★☆	High	Academically Acceptable	<a href="#">LUBBOCK ISD</a>	Middle	84.0%		33	\$5,951	\$6,029
<a href="#">GUADALUPE ELEMENTARY SCHOOL</a>	173	★★★★☆	Very High	Recognized	<a href="#">LUBBOCK ISD</a>	Elementary	87.0%		54	\$7,939	\$7,885
<a href="#">HARDWICK ELEMENTARY SCHOOL</a>	381	★★★★☆	Very High	Exemplary	<a href="#">LUBBOCK ISD</a>	Elementary	87.0%		87	\$5,689	\$5,868
<a href="#">HARWELL ELEMENTARY SCHOOL</a>	388	★★★★☆	Very High	Recognized	<a href="#">LUBBOCK ISD</a>	Elementary	75.0%		61	\$6,432	\$6,286
<a href="#">HAYNES ELEMENTARY SCHOOL</a>	305	★★★★☆	Average	Exemplary	<a href="#">LUBBOCK ISD</a>	Elementary	96.0%		63	\$5,769	\$5,510
<a href="#">HODGES ELEMENTARY SCHOOL</a>	522	★★★★☆	High	Academically Acceptable	<a href="#">LUBBOCK ISD</a>	Elementary	53.0%		6	\$6,661	\$6,294
HOMEBOUND	11	**	**	Not Rated	<a href="#">LUBBOCK ISD</a>	Both	N/A	N/A	**	**	\$58,170
<a href="#">HONEY ELEMENTARY SCHOOL</a>	493	★★★★☆	High	Exemplary	<a href="#">LUBBOCK ISD</a>	Elementary	94.0%		81	\$5,918	\$5,288
<a href="#">HUTCHINSON MIDDLE SCHOOL</a>	772	★★★★☆	Average	Recognized	<a href="#">LUBBOCK ISD</a>	Middle	87.0%		44	\$5,372	\$5,357
<a href="#">ILES ELEMENTARY SCHOOL</a>	283	★★★★☆	Very High	Exemplary	<a href="#">LUBBOCK ISD</a>	Elementary	81.0%		60	\$8,468	\$8,084
<a href="#">IRONS MIDDLE SCHOOL</a>	696	★★★★☆	Average	Exemplary	<a href="#">LUBBOCK ISD</a>	Middle	91.0%		36	\$5,996	\$6,027
<a href="#">JACKSON ELEMENTARY SCHOOL</a>	170	★★★★☆	Very High	Recognized	<a href="#">LUBBOCK ISD</a>	Elementary	77.0%		19	\$8,552	\$7,296
LUBBOCK COUNTY JJAEP - LUBBOCK ISD	10	**	**	Not Rated	<a href="#">LUBBOCK ISD</a>	Both	N/A	N/A	**	**	\$29,169
LUBBOCK COUNTY JUVENILE JUSTICE CENTER - LUBBOCK ISD	65	**	High	Academically Acceptable	<a href="#">LUBBOCK ISD</a>	Secondary	20.0%	N/A	**	\$10,818	\$9,030
<a href="#">LUBBOCK HIGH SCHOOL</a>	2,049	★★★★☆	Low	Academically Acceptable	<a href="#">LUBBOCK ISD</a>	Secondary	63.0%		26	\$4,712	\$4,999
<a href="#">MACKENZIE MIDDLE SCHOOL</a>	573	★★★★☆	High	Academically Acceptable	<a href="#">LUBBOCK ISD</a>	Middle	71.0%		12	\$5,895	\$5,651

Campus Name	Enrollment (total students)	FAST Rating	Spending Index	Accountability Rating	District Name	Campus Type	TAKS Passing	Composite Progress Rating	Composite Academic Progress Percentile	Adjusted Campus Spending per Pupil	Total Operating Expenditures
<a href="#">MAEDGEN ELEMENTARY SCHOOL</a>	280	★★★★☆	Very High	Exemplary	<a href="#">LUBBOCK ISD</a>	Elementary	76.0%	○	50	\$6,886	\$6,392
<a href="#">MAHON EARLY CHILDHOOD CENTER</a>	244	**	Average	Not Rated	<a href="#">LUBBOCK ISD</a>	Elementary	N/A	N/A	**	\$7,408	\$7,175
<a href="#">MARGARET TALKINGTON SCHOOL FOR YOUNG WOMEN LEADERS</a>	122	**	**	Exemplary	<a href="#">LUBBOCK ISD</a>	Middle	93.0%	N/A	**	**	N/A
<a href="#">MARTIN EARLY CHILDHOOD CENTER</a>	265	**	High	Not Rated	<a href="#">LUBBOCK ISD</a>	Elementary	N/A	N/A	**	\$6,845	\$6,660
<a href="#">MATTHEWS LEARNING CENTER/NEW DIRECTIONS</a>	259	**	Average	Academically Acceptable	<a href="#">LUBBOCK ISD</a>	Secondary	27.0%	N/A	**	\$7,777	\$8,024
<a href="#">MCWHORTER ELEMENTARY SCHOOL</a>	368	★★★★☆	Very High	Recognized	<a href="#">LUBBOCK ISD</a>	Elementary	77.0%	●	68	\$6,813	\$6,528
<a href="#">MONTEREY HIGH SCHOOL</a>	2,080	★★★★☆	Average	Academically Acceptable	<a href="#">LUBBOCK ISD</a>	Secondary	64.0%	●	25	\$4,851	\$4,875
<a href="#">MURFEE ELEMENTARY SCHOOL</a>	376	★★★★☆	Average	Exemplary	<a href="#">LUBBOCK ISD</a>	Elementary	94.0%	●	89	\$5,101	\$5,081
<a href="#">OVERTON ELEMENTARY SCHOOL</a>	300	★★★★☆	Very High	Exemplary	<a href="#">LUBBOCK ISD</a>	Elementary	72.0%	●	25	\$6,939	\$6,961
<a href="#">PARKWAY ELEMENTARY SCHOOL</a>	352	★★★★☆	Very High	Academically Acceptable	<a href="#">LUBBOCK ISD</a>	Elementary	52.0%	○	42	\$7,585	\$7,580
<a href="#">PARSONS ELEMENTARY SCHOOL</a>	315	★★★★☆	Very High	Recognized	<a href="#">LUBBOCK ISD</a>	Elementary	72.0%	○	56	\$6,454	\$6,837
<a href="#">PROJECT INTERCEPT SCHOOL</a>	84	**	**	Not Rated	<a href="#">LUBBOCK ISD</a>	Both	N/A	N/A	**	**	\$18,187
<a href="#">RAMIREZ CHARTER SCHOOL</a>	349	★★★★☆	Very High	Academically Acceptable	<a href="#">LUBBOCK ISD</a>	Elementary	67.0%	●	64	\$6,680	\$6,259
<a href="#">ROY W ROBERTS ELEMENTARY SCHOOL</a>	532	**	**	Recognized	<a href="#">LUBBOCK ISD</a>	Elementary	77.0%	N/A	**	**	\$5,036
<a href="#">RUSH ELEMENTARY SCHOOL</a>	370	★★★★☆	Low	Exemplary	<a href="#">LUBBOCK ISD</a>	Elementary	85.0%	●	31	\$5,593	\$5,622
<a href="#">SLATON MIDDLE SCHOOL</a>	615	★★★★☆	Very High	Academically Acceptable	<a href="#">LUBBOCK ISD</a>	Middle	57.0%	●	2	\$6,084	\$6,004
<a href="#">SMITH ELEMENTARY SCHOOL</a>	600	★★★★☆	High	Exemplary	<a href="#">LUBBOCK ISD</a>	Elementary	95.0%	●	94	\$5,659	\$5,355
<a href="#">SMYLIE WILSON MIDDLE SCHOOL</a>	510	★★★★☆	High	Academically Acceptable	<a href="#">LUBBOCK ISD</a>	Middle	71.0%	●	36	\$6,586	\$6,539
<a href="#">STEWART ELEMENTARY SCHOOL</a>	364	★★★★☆	High	Recognized	<a href="#">LUBBOCK ISD</a>	Elementary	79.0%	●	24	\$6,317	\$6,039
<a href="#">STUBBS EARLY CHILDHOOD CENTER</a>	284	**	High	Not Rated	<a href="#">LUBBOCK ISD</a>	Elementary	N/A	N/A	**	\$7,624	\$7,011
<a href="#">TUBBS ELEMENTARY SCHOOL</a>	260	★★★★☆	Very High	Recognized	<a href="#">LUBBOCK ISD</a>	Elementary	76.0%	●	39	\$6,758	\$6,071
<a href="#">WATERS ELEMENTARY SCHOOL</a>	598	★★★★☆	High	Exemplary	<a href="#">LUBBOCK ISD</a>	Elementary	87.0%	●	82	\$5,514	\$5,275
<a href="#">WESTER ELEMENTARY SCHOOL</a>	390	★★★★☆	Average	Academically Acceptable	<a href="#">LUBBOCK ISD</a>	Elementary	71.0%	○	53	\$6,115	\$6,103

Campus Name	Enrollment (total students)	FAST Rating	Spending Index	Accountability Rating	District Name	Campus Type	TAKS Passing	Composite Progress Rating	Composite Academic Progress Percentile	Adjusted Campus Spending per Pupil	Total Operating Expenditures
<a href="#">WHEATLEY ELEMENTARY SCHOOL</a>	263	★★★★☆	Very High	Exemplary	<a href="#">LUBBOCK ISD</a>	Elementary	79.0%		71	\$7,911	\$7,926
<a href="#">WHEELOCK ELEMENTARY SCHOOL</a>	358	★★★★☆	High	Recognized	<a href="#">LUBBOCK ISD</a>	Elementary	78.0%		78	\$6,781	\$6,819
<a href="#">WHITESIDE ELEMENTARY SCHOOL</a>	604	★★★★☆	High	Exemplary	<a href="#">LUBBOCK ISD</a>	Elementary	89.0%		90	\$5,099	\$4,671
<a href="#">WILLIAMS ELEMENTARY SCHOOL</a>	379	★★★★☆	Average	Exemplary	<a href="#">LUBBOCK ISD</a>	Elementary	92.0%		87	\$5,863	\$5,805
<a href="#">WILSON ELEMENTARY SCHOOL</a>	439	★★★★☆	Average	Exemplary	<a href="#">LUBBOCK ISD</a>	Elementary	89.0%		81	\$5,665	\$5,680
<a href="#">WOLFFARTH ELEMENTARY SCHOOL</a>	323	★★★★☆	Very High	Recognized	<a href="#">LUBBOCK ISD</a>	Elementary	74.0%		54	\$7,277	\$7,311
<a href="#">WRIGHT ELEMENTARY SCHOOL</a>	188	★★★★☆	Very High	Academically Acceptable	<a href="#">LUBBOCK ISD</a>	Elementary	60.0%		61	\$7,169	\$6,588

Graph progress by spending index (up to 30 campuses)



Home Search

New Search

Academic Progress, Cost-Adjusted Spending and Spending index measures are three-year averages through 2008-2009. Other financial data is from 2007-08. All other data is 2008-09. Download data from 2006-07, 2007-08 and 2008-09 from the [Open Data Center](#) is on the [Texas Transparency Site](#). Both websites will be updated when TEA releases more recent financial data

*The primary purpose of district and campus comparisons on this site is for self-improvement. Care should be taken when comparing data from different districts and/or campuses, since certain comparisons may not yield meaningful results.*

= Strongest Relative Progress      = Strong Relative Progress      = Average Relative Progress      = Little Relative Progress      = Least Relative Progress      \* = Federal privacy laws prevent the display of these results      \*\* = Insufficient data      N/A = Not Applicable



- [Texas.gov](#)
- [Statewide Search from the Texas State Library](#)
  - [State Link Policy](#)
  - [Texas Homeland Security](#)
    - [Report Fraud](#)

Susan Combs, Texas Comptroller • [Window on State Government](#) • [Contact Us](#)

- [Privacy and Security Policy](#)
  - [Accessibility Policy](#)
    - [Link Policy](#)
  - [Public Information Act](#)
  - [Compact with Texans](#)